

Swivel castor with directional lock:







357r 32C100b ZLD

On request

RHOMBUS



Technical data

Diameter		100 mm
Tread width		32 mm
Height		129,5 mm
Offset		47,5 mm
Bolt hole diameter		13 mm
Load capacity		80 kg

Technical description

sheet steel metal housing

swivel bearing with double ball race

zinc passivated

also available with plate PD (77x67 mm) and bolt hole LC (11 mm)



Wheel

solid rubber tyre blue-grey (Shore A 80)

sheet steel metal rim zinc passivated

metal thread guard

flange bearing