







Swivel castor with total brake mounted behind:

340h 29G050r ZLC-5

RHOMBUS 



Technical data

Diameter		50 mm
Tread width		20 mm
Height		68 mm
Offset		24 mm
Bolt hole diameter		10,5 mm
Load capacity		40 kg

Technical description

sheet steel metal housing
swivel bearing with double ball race
zinc passivated

Wheel

thermoplastic elastomer tyre (TPE) iron grey RAL 7011 (Shore A 80)
plastic wheel centre silver grey RAL7001
without thread guard
plain bearing
Contact discoloration on unsealed grounds possible!>>