

Swivel castor:







360a 00G050x ZLC

On request

RHOMBUS



Technical data

| | | |
|--------------------|--|---------|
| Diameter |  | 50 mm |
| Tread width |  | 2x20 mm |
| Height |  | 73 mm |
| Offset |  | 25 mm |
| Bolt hole diameter |  | 10 mm |
| Load capacity |  | 60 kg |

Technical description

sheet steel metal housing

swivel bearing with double ball race

zinc passivated



Wheel

polyamide black

plain bearing